

Key-type Selector Switch

A22K

Install in 22-dia. or 25-dia. Panel Cutout

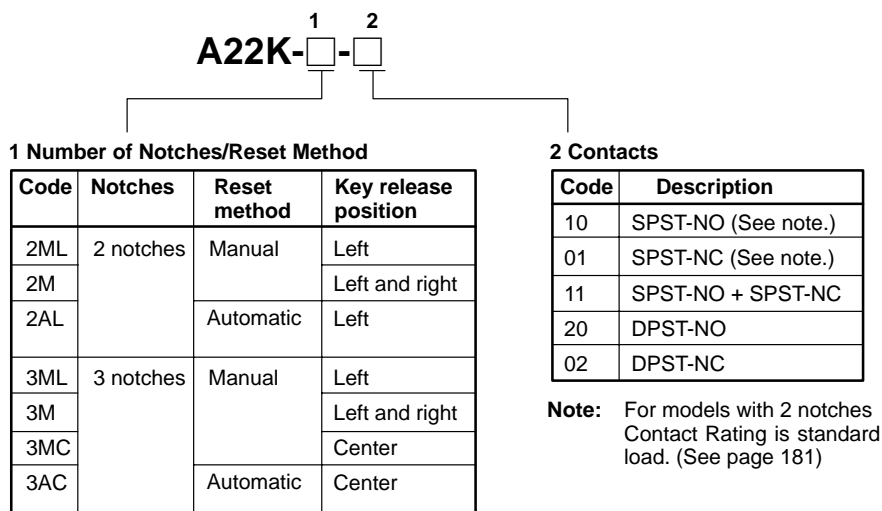
- Easy mounting and removal of Switch Unit.
- Increase wiring efficiency with three-row mounting of Switch Blocks.
- Finger protection mechanism on Switch Unit provided as a standard feature.
- Use 25-dia. ring to install in 25-dia. panel cutouts.
- Mounted using either open-type (fork-type) or closed-type (round-type) crimp terminals.
- IP65 oil resistance
EN60947-5-1
- UL approved (File No. E41515).



Ordering Information

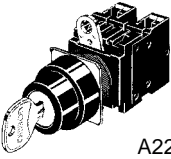



























■ Model Number Legend (Completely Assembled)

Shipped as a set which includes the Selector and Switch.



■ List of Models

Key-type Selector Switch (Completely Assembled)

Appearance	Number of notches	Reset method	Output	Key release position	Model	Color of Selector			
Key-type Selector Switch  A22K	2 notches	Manual 	SPST-NO		A22K-2ML-10	Black			
					A22K-2M-10				
			SPST-NC		A22K-2ML-01				
					A22K-2M-01				
			SPST-NO + SPST-NC		A22K-2ML-11				
					A22K-2M-11				
			DPST-NO		A22K-2ML-20				
					A22K-2M-20				
			DPST-NC		A22K-2ML-02				
					A22K-2M-02				
			Automatic 				SPST-NO		A22K-2AL-10
							SPST-NC		A22K-2AL-01
							SPST-NO + SPST-NC		A22K-2AL-11
							DPST-NO		A22K-2AL-20
	DPST-NC	A22K-2AL-02							
	3 notches	Manual 		SPST-NO + SPST-NC		A22K-3ML-11			
						A22K-3M-11			
						A22K-3MC-11			
				DPST-NO		A22K-3ML-20			
						A22K-3M-20			
						A22K-3MC-20			
				DPST-NC		A22K-3ML-02			
						A22K-3M-02			
						A22K-3MC-02			
Automatic 						SPST-NO + SPST-NC		A22K-3AC-11	
						DPST-NO		A22K-3AC-20	
						DPST-NC		A22K-3AC-02	

Note: Two Keys are provided.

■ Model Number Legend (Subassembly)

The Selector, Lamp, or Switch can be ordered separately. Use them in combination for models that are not available as assembled Units. These can also be used as inventory for maintenance parts.



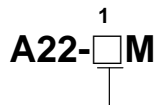
1. Selector



1 Number of Notches/Reset Method

Code	Notches	Reset method	Key release position
2ML	2 notches	Manual	Left
2M			Left and right
2AL		Automatic	Left
3ML	3 notches	Manual	Left
3M			Left and right
3MC			Center
3AC		Automatic	Center

2. Switch
Non-lighted















1 Contacts

Code	Description
10	SPST-NO (2-notch models only)
01	SPST-NC (2-notch models only)
11	SPST-NO + SPST-NC
20	DPST-NO
02	DPST-NC


■ Key-type Selector Switch (Subassembly)

Selector (Color: Only Black is available)

Appearance	Number of notches	Reset method	Key release position	Model
	2 notches	Manual 		A22K-2ML
				A22K-2M
	3 notches	Automatic 		A22K-2AL
				A22K-3ML
		Manual 		A22K-3M
				A22K-3MC
Automatic 		A22K-3AC		


Note: Two keys are provided.

Switch

Appearance	Classification	Model	
	Lighted Socket (without voltage-reduction circuit)	SPST-NO	A22-10M
		SPST-NC	A22-01M
		SPST-NO + SPST-NC	A22-11M
		DPST-NO	A22-20M
		DPST-NC	A22-02M

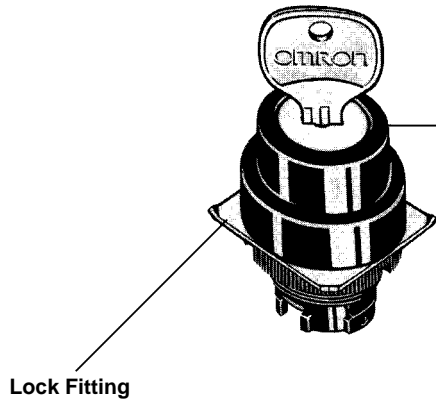
Note: DPST-NO + DPST-NC combination is also possible. Add the Switches on page 184 to the combination.

Accessories



Appearance	Model
	A22K-K

Note: Two keys are provided.

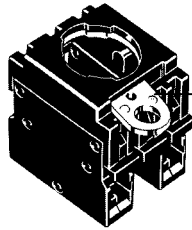
Nomenclature



Selector

- **Number of Notches**
2 notches/3 notches
- **Key Release Position**
2 notches

- 3 notches


Note: Two Keys are provided.



Switch

- **Contacts**
SPST-NO, SPST-NC, SPST-NO + SPST-NC, DPST-NO, DPST-NC

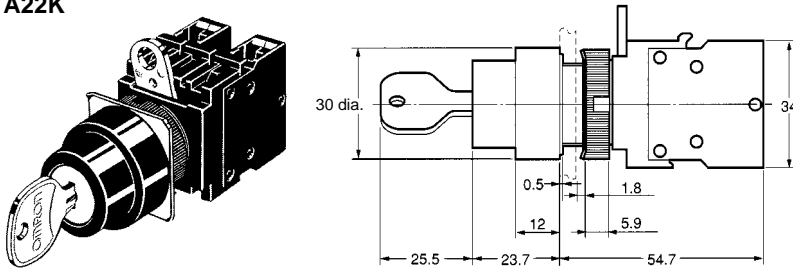
Refer to pages 181 onwards for specifications, accessories, installation, and precautions.

Dimensions

Note: All units are in millimeters unless otherwise indicated.

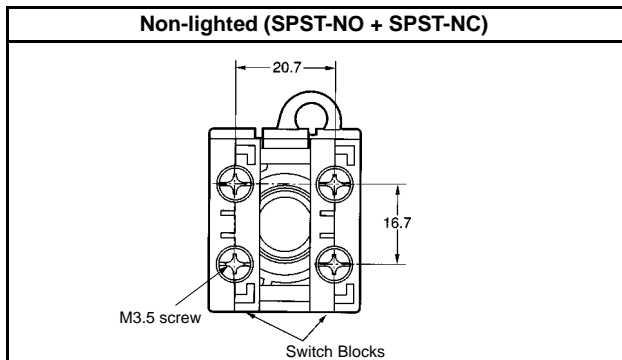
■ Key-type Selector Switch

A22K

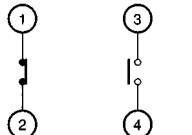


■ Terminal Arrangement

Terminal Arrangement (Bottom View)

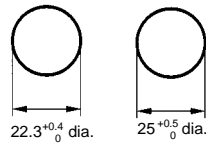


Terminal Connection

Type	Terminal connection
Non-lighted	<p>Bottom view</p> 

Note: The above terminal connection diagrams are examples for SPST-NO + SPST-NC.

Panel Cutout Dimensions



- Note:**
1. When applying coating such as paint to the panel, the dimensions should be those after the application of coating.
Lock fitting is provided as a standard item.
 2. Recommended panel thickness: 1 to 5 mm.
 3. Use an A22Z-R25 Ring when mounting to a panel with 25-mm holes.

■ Contact Configuration

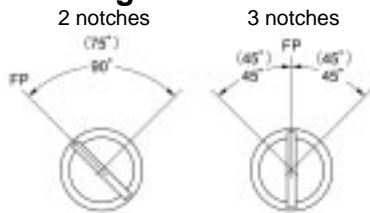
2-notch Type

Knob position	SPST-NO	SPST-NC	SPST-NO + SPST-NC	DPST-NO	DPST-NC

3-notch Type

Knob position	SPST-NO + SPST-NC	DPST-NO	DPST-NC

■ Operation Angle



- Note:**
1. The angles in parentheses are for automatic-reset models.
 2. FP: Free position

ALL DIMENSIONS SHOWN ARE IN MILLIMETERS.
To convert millimeters into inches, multiply by 0.03937. To convert grams into ounces, multiply by 0.03527.